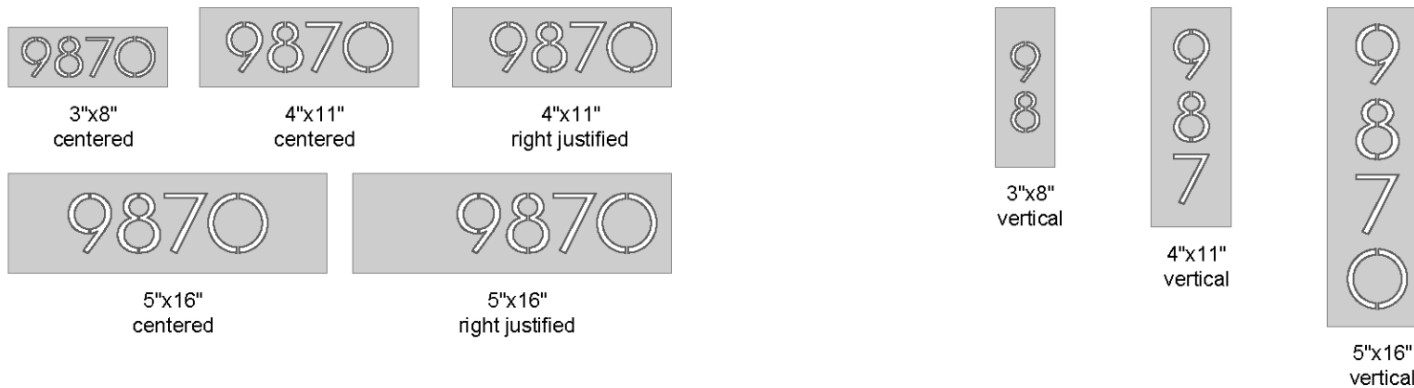


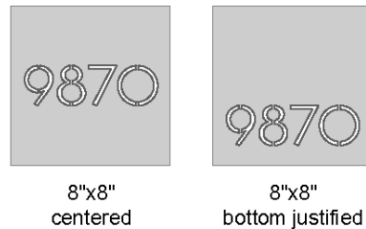
Plaque Design Options

Characters are stencil cut from a solid aluminum plate, leaving a void. Stencil cut numbers & letters have internal islands with 1/8 inch solid bridges. Refer to the [Plaque Visibility](#) guide for character height and recommended viewing distances. Custom shapes, sizes, orientation, text justification, and additional font styles available upon request. Plaques are best for viewing at close range.

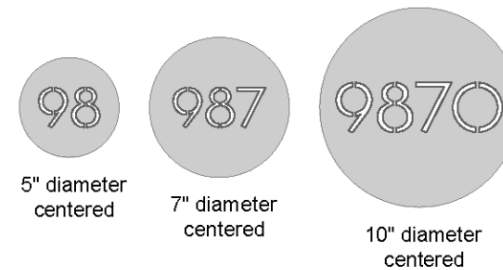
Rectangular



Square



Round

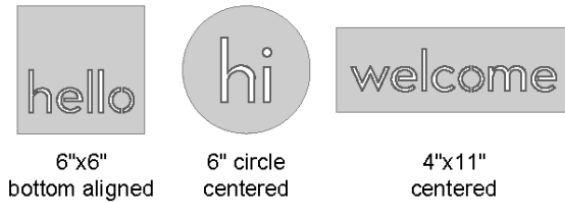


*Concealed hardware, drilling template and installation instructions included.
Not to scale. For reference only.*

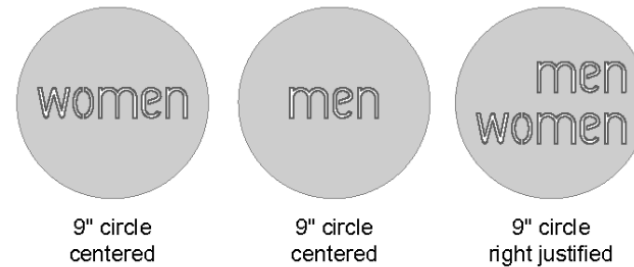
Welcome and Restroom Sign Design Options

Plaque characters and figures are stencil cut from a solid aluminum plate, leaving a void. Stencil cut letters have internal islands with 1/8 inch solid bridges. Plaques are best for viewing at close range. Individual figures are precision cut from 3/8 inch solid recycled aluminum and come in two pieces.

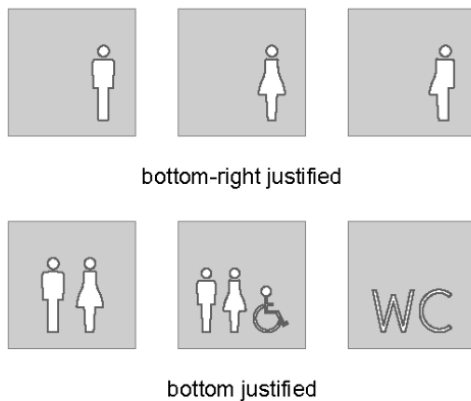
Welcome Plaques



Restroom Plaques



6"x6" Square Restroom Plaques



4" Individual Restroom Figures



*Concealed hardware, drilling template and installation instructions included.
Not to scale. For reference only*